


LFD - SIGNAGE DISPLAYS

INFORMATION

65" 4K UHD Professional Digital Signage 24/7 display featuring Android OS, FailOver and Intel® SDM slot



Choose non-stop high performance and reliability with the ideal all-in-one signage solution for mission critical environments. The LH6575UHS from iiyama can be operated in landscape or portrait orientation in continual around the clock environments, 24/7 without any interruption. Its versatility can be adapted to your industry's display needs. On-board Android 11 OS means you can easily customize the display to your needs and install applications directly to it.

The on-board [iiSignage²](#) (Content Management System) gives you total control of your messaging and advertising remotely and safely. The SDM Slot provides embedded PC option for total flexibility, security and control, while the FailOver feature ensures your content is always actively displayed through your choice of inputs. The built-in (and removable) WiFi module means this series is ready for remote content delivery using your network. Now the display is also offering DP-Out from any input.

With [iiControl](#) (DMS), [iiShare](#) and the integrated [EShare](#) app (wireless screen sharing) you bring effortless ideation and efficient collaboration in your enterprise or school. You can start sharing wirelessly easier than ever before.



Android OS

Thanks to Android OS, you can easily customize the display to your needs by installing applications directly to it.

4 SIMPLE STEPS

TO REACH YOUR AUDIENCE



iiSignage²

iiSignage² is our digital signage content management platform to easily show and control your content and to manage your displays in a secure way. The Content Management System (CMS) gives you total control of your messaging and advertising remotely and safely.



Signal FailOver

FailOver is a feature which automatically detects input sources. When there is no signal on the default input it will automatically switch to the next available input. FailOver allows customers to prioritize a number of inputs (incl. Browser, Media Player and Custom) and ensures your content is always actively displayed, assuring active content at all times.



Smart Display Module

A Smart Display Module (Small/Large) is a plug-in module which can easily be inserted into the most stylish and ultra-slim displays. This small sized module delivers great performance with minimum implementation and management. Available as optional.

SPECIFICATION

01 DISPLAY CHARACTERISTICS

Design	Thin bezel
Diagonal	64.5", 164cm
Panel	IPS, Anti-Glare Coated Glass
Native resolution	3840 x 2160 @60Hz (8.3 MegaPixels 4K UHD)
Aspect ratio	16:9
Panel brightness	500 cd/m ²
Static contrast	1200:1
Response time (GTG)	8ms
Viewing zone	horizontal/vertical: 178°/178°, right/left: 89°/89°, up/down: 89°/89°
Colour support	1.07B 8bit+FRC (NTSC 72%)
Horizontal Sync	28 - 160kHz
Viewable area W x H	1428.5 x 803.5mm, 56.2 x 31.6"
Bezel width (sides, top, bottom)	14.9mm, 14.9mm, 14.9mm
Pixel pitch	0.372mm
Bezel colour and finish	black, matte

02 INTERFACES / CONNECTORS / CONTROLS

Digital signal input	HDMI x3 (2.0, max. 3840x2160 @60Hz, ARC on HDMI #3) DisplayPort x1 (1.2, max. 3840x2160 @60Hz)
Monitor control input	RS-232c x1 (2.5mm sub-mini jack) RJ45 (LAN) x1 (3.5mm stereo mini) IR x1 (3.5mm stereo mini)
Digital signal output	DisplayPort x1 (max. 3840x2160 @60Hz, MST-out Daisy Chain v.1.2)
Audio output	Mini jack x1 (3.5mm) Speakers 2 x 10W
Monitor control output	RS-232c x1 (2.5mm sub-mini jack) IR loop through x1 (3.5mm stereo mini)
HDCP	2.2
USB ports	x2 (2.0)

03 FEATURES

Integrated software	Android 11 OS, iiSignage ² , iiControl, iiShare, EShare, FailOver
WiFi	yes (Built-in, 802.11ac)
Hardware	CPU: A311D2 Octa-core A73*4+A53*4, GPU: G52 MP8, RAM: 4GB, ROM: 32GB
Extra	Intel® SDM-L, micro SD card slot
Max. non-stop operating time	24/7
Anti image retention	yes

Video wall / daisy chain	Yes, from any input signal, (MST-output via DP-Out)
Media playback	yes
Housing (bezel)	metal

04 GENERAL

OSD languages	EN, DE, FR, ES, IT, CN, RU, JP, CZ, NL, PL, SV, FI, DA, NB
Control buttons	Power (longpress for Quick Menu)
User controls	picture (brightness, contrast, sharpness, black level, tint, colour, noise reduction, gamma selection, colour temp., colour control, picture reset), screen (zoom mode, custom zoom, screen reset), audio (balance, treble, bass, volume, audio out, max. volume, min. volume, mute, audio reset, audio out sync, speaker setting), configuration 1 (Android launcher, switch on state, panel saving, RS232-routing, boot on source, WOL, configuration 1 reset, factory reset), configuration 2 (OSD timeout, OSD H-Position, OSD V-position, system rotation, info OSD, logo and animation, logo setting, animation setting, monitor ID, group ID, monitor info, DP version, DP monitors, HDMI version, configuration 2 reset), advanced options (no signal image, motorized stand, IR control, power LED light, tiling, off timer, schedule, HDMI with One Wire, HDMI with One Wire power off, Signal FailOver, language, OSD transparency, power saving, auto power off, SDM settings, advanced options reset), Android settings (network & internet, apps & notifications, display, signage display, security, language & input, date & time, about device)
Plug&Play	DDC2B

05 MECHANICAL

Orientation	landscape, portrait
Fanless design	yes
VESA mounting	400 x 400mm
Mini PC mount	VESA 75 x 75, VESA 100 x 100
Operation temperature range	0°C - 40°C
Storage temperature range	- 20°C - 60°C
MTBF	44.000 hours (excluding backlight)

06 ACCESSORIES INCLUDED

Cables	power, HDMI, RS-232c
Guides	quick start guide, safety guide
Other	Stickers for screw holes, wire buckles
Remote control	yes (batteries included)

07 POWER MANAGEMENT

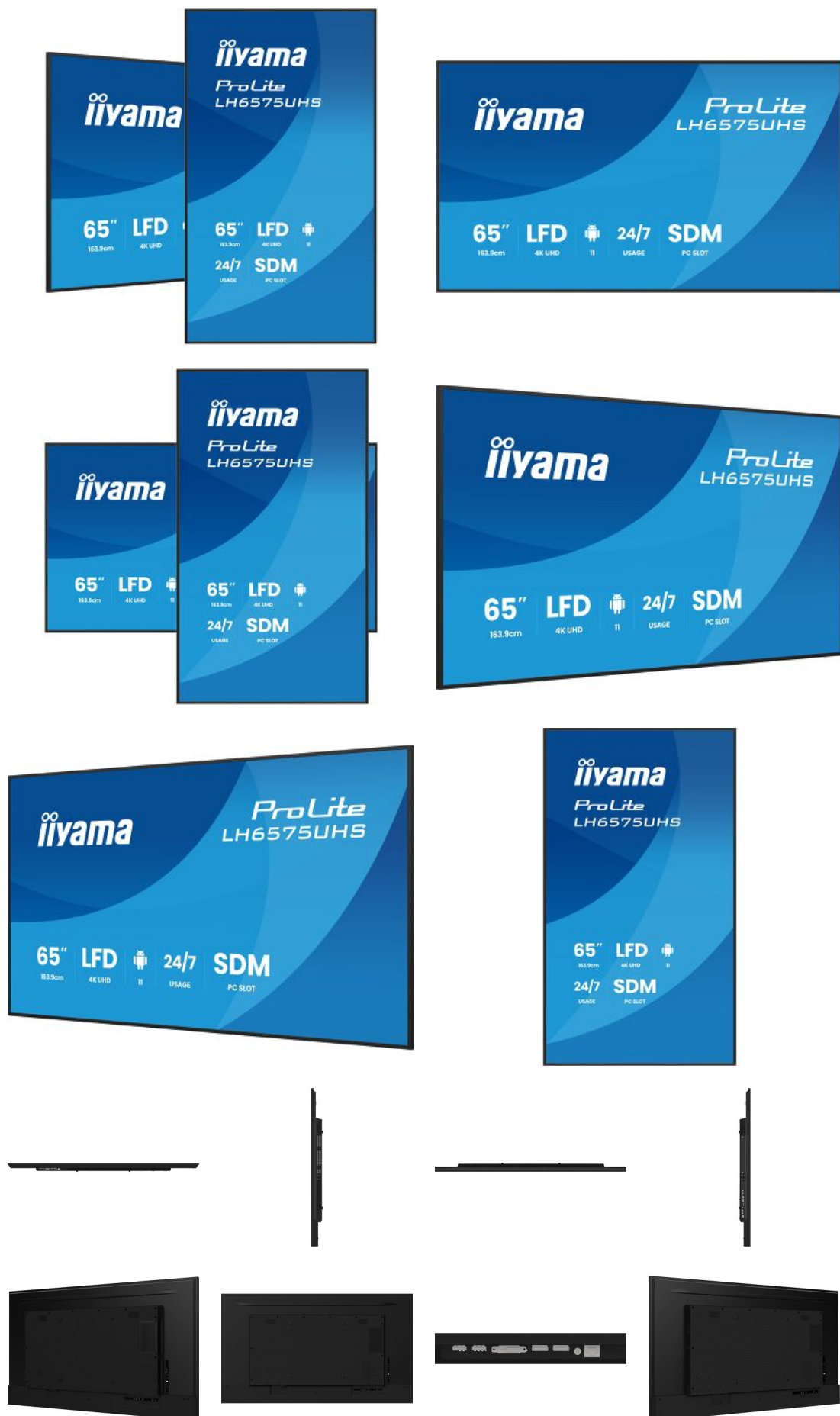
Power supply unit	internal
Power supply	AC 100 - 240V, 50/60Hz
Power usage	172W typical, 0.5W stand by, 0.3W off mode


08 SUSTAINABILITY

Regulations	CB, CE, TÜV-Bauart, EAC, RoHS support, ErP, WEEE, REACH
Energy efficiency class (Regulation (EU) 2017/1369)	G

09 DIMENSIONS / WEIGHT

Product dimensions W x H x D	1456.5 x 832.5 x 56mm
Box dimensions W x H x D	1645 x 1016 x 162mm
Weight (without box)	21.2kg
Weight (with box)	29.2kg
EAN code	4948570125265





All trademarks and registered trademarks acknowledged. E & O E. Specification subject to change without notice. All LCD's comply with ISO-9241-307:2008 in connection with pixel defects. © **Iiyama CORPORATION. ALL RIGHTS RESERVED**