

BTV504

DOUBLE ARM FLAT SCREEN WALL MOUNT WITH TILT & SWIVEL


Designed to wall mount small to medium sized screens, this double arm wall mount features a tilting interface and three swivel points, allowing quick and easy repositioning of screens as required - whether folded flat against the wall at a depth of 79mm or at maximum extension. Cable management is included to help make a neat and tidy mounting solution which is ideal for home installations as well as commercial applications.

SPECIFICATIONS


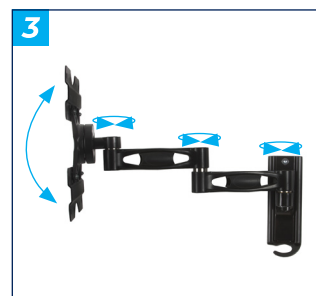
Recommended screen size	up to 47"
Max load	25kg
VESA® compatibility	up to 200 x 200
Tilt	+/-15°
Swivel	180°
Screen rotation	360°
Distance from wall	min: 79mm - max: 385mm

FEATURES

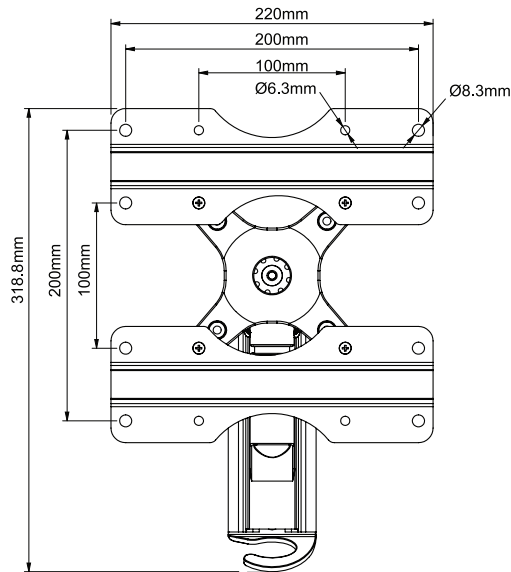
- 1 Folds flat to the wall
 - 2 Integrated spirit level for easy wall plate levelling during installation
 - 3 3 swivel points: 180° at wall, 360° at central pivot and 240° at interface
 - 4 Screen rotation allows screen to mounted in landscape or portrait
- Easy tilt and swivel adjustment
 - Integrated cable management
 - Simple 'hook-on' installation with all mounting hardware included



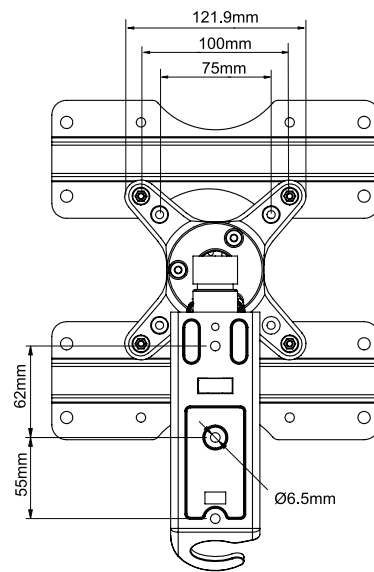
RECOMMENDED MAX SCREEN	MAX LOAD	MAX VESA	TILT	SWIVEL	ROTATION	
47" / 119cm	25kg	200	15° / 15°	180°	360°	



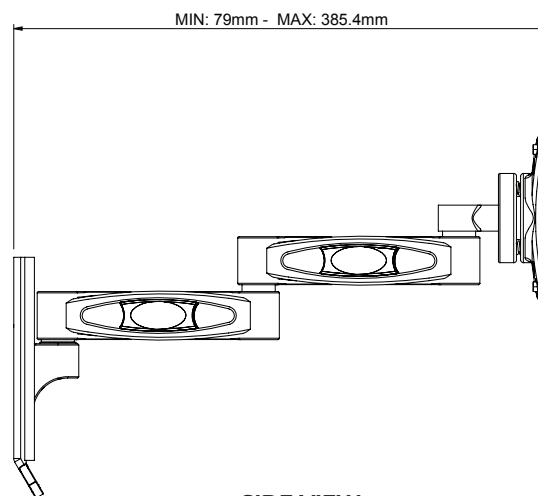
BTV504



FRONT VIEW
FULL EXTENSION



REAR VIEW



SIDE VIEW
ARM EXTENDED

ORDERING INFORMATION

COLOUR	ORDER REF	EAN
Black	BTV504/B	5019318440625

RELATED PRODUCTS

PRODUCT CODE	NAME	DESCRIPTION
BTV502	Flat Screen Wall Mount	With Tilt & Swivel designed for screens up to 47"
BTV503	Single Arm Flat Screen Wall Mount	Features 3 swivel points & an extended reach of up to 240mm
BTV920	AV Component Shelf	Designed for holding all common AV equipment
BTV914	Universal Soundbar Mount	Fits directly to BTV503 to mount a Soundbar under your screen